


Wolter In-Line Tube Fans.

- RS Series

- EC Motor



Air in Motion.
Wolter Fans.

K01.RS-EC

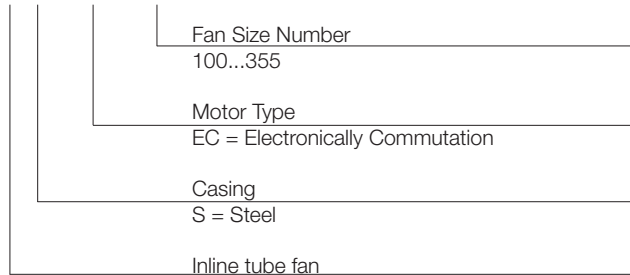
wolter 



RS-EC

Fan type code

RS - EC 160



Design features

Tube fans combine the advantages of the axial fan - straight airflow and easy installation - with the high pressure stability, low noise level and high efficiency of centrifugal fans. The highly efficient EC motor consumes little power like DC type, without a "rippling effect" that DC motor has.

With much lower heat dissipation than conventional AC motors, our EC motors are built to run for years of service life. The advantages of these EC motors are maintenance free operation combined with high efficiency.

Casing

Casings of sizes RS 100-315 are made of powder coated sheet metal.

Impeller

Backward-curved centrifugal impellers made of sheet steel or plastic. The impellers are fitted directly onto the external rotor motor. The motorized impeller unit is balanced in two planes to quality level G 2.5 (DIN ISO 1940).

Motor

Electronically commutated DC-motors commonly referred to as "EC motors" - are DC motors with a characteristic similar to shunt motors. The commutation is done electronically and therefore without wear. With the impeller integrated onto the EC motor, it allows for extremely compact designs and high performance density. The high efficiency helps to keep the energy costs at a low level. Temperature rise is low since an EC motor generates approximately 1/3 only of the heat loss known from conventional AC single and three-phase motors.

The motors are class F with IP 54 protection class is fitted within the radial impeller.

Fan performance curves

The performance curves for these fan types have been established installation type D (ducted inlet, ducted outlet) according to AMCA 210 and show the static pressure rise Δp_s in reference to the volume air flow. The given outlet velocity c refers to the flange cross-sectional area at the outlet side of the fan.

Sound levels

The ascertaining of the sound level follows the reverberant room method according to AMCA 300.

The data tables show the A-weighted sound power level L_{WA6} at the outlet side, unducted, in decibel figures.

The A-weighted sound power level at the inlet side L_{WA5} according to DIN 45 635, part 38, is obtained as follows:

$$L_{WA5} = L_{WA6} - 3 \text{ dB(A)}$$

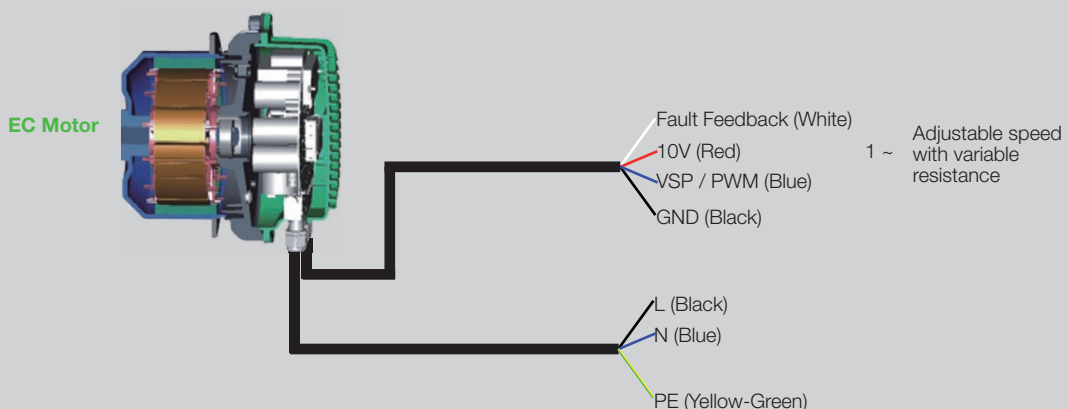
The octave sound power level is important for the choice of suitable sound attenuators. It is obtained as follows.

$$L_{WAOct} = L_{WA6} + L_{WArel}$$

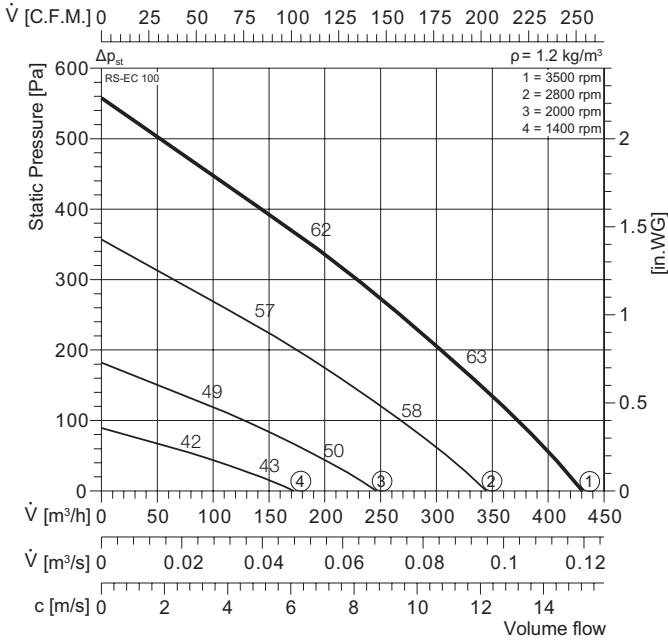
The relative octave sound power level L_{WArel} at octave medium frequency can be taken from the tables at respective fan. These levels has been established at $0.5 \times V_{max}$.

The A-weighted sound pressure level L_{PA} at a distance of 1 metre is obtained approximately by deducting 7 dB(A) from the A-weighted sound power level L_{WA} .

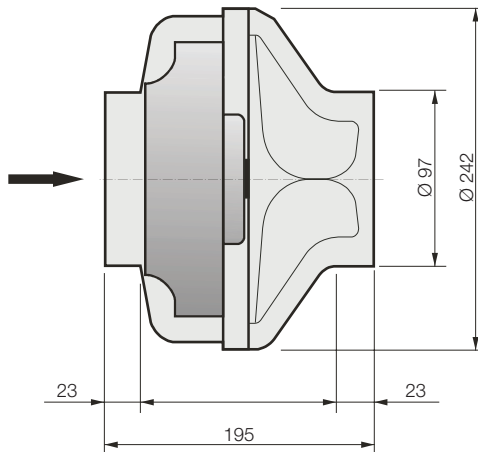
It is important to note that reflexion and room characteristics as well as natural frequencies differently influence the sound pressure levels.



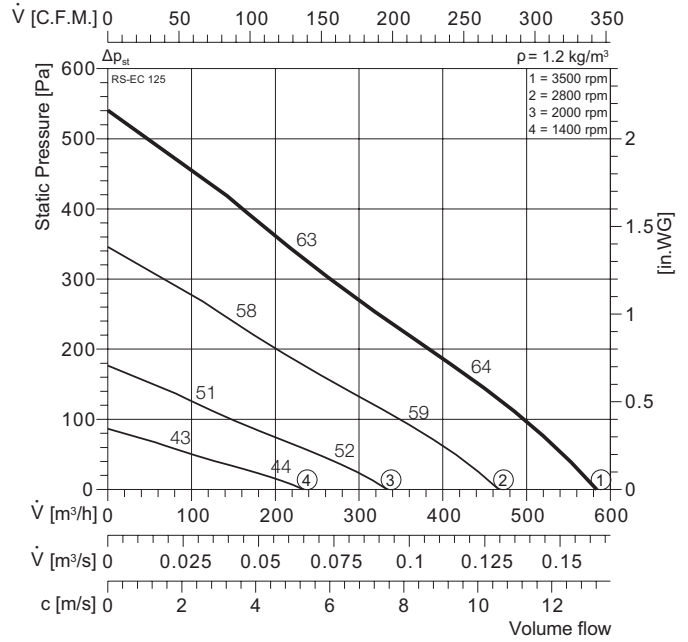
RS-EC 100



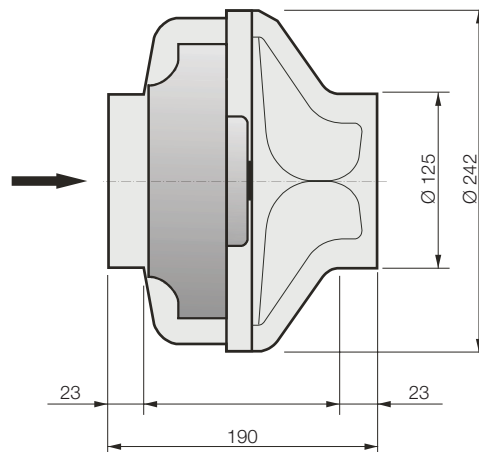
Typ :	RS-EC 100		IP 54	$L_{WA,rel}$ ΔdB	L_{WA2}	L_{WA5}	L_{WA6}
ArtNr :	051056		E15	$L_{WA,tot}$	-14	0	0
	3,5 kg		GS 1	125 Hz	-26	-17	-18
U :	230 V 50/60 Hz		-	250 Hz	-20	-9	-8
P ₁ :	0,1 kW		-	500 Hz	-21	-6	-6
I _N :	0,85 A			1 kHz	-20	-5	-5
n :	3500 min ⁻¹			2 kHz	-21	-8	-7
C _{400V} :	- μF			4 kHz	-29	-11	-12
t _R :	60 °C			8 kHz	-36	-21	-22



RS-EC 125



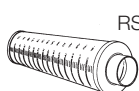
Typ :	RS-EC 125		IP 54	$L_{WA,rel}$ ΔdB	L_{WA2}	L_{WA5}	L_{WA6}
ArtNr :	051106		E15	$L_{WA,tot}$	-14	0	0
	3,5 kg		GS 1	125 Hz	-27	-15	-16
U :	230 V 50/60 Hz		-	250 Hz	-21	-10	-8
P ₁ :	0,115 kW		-	500 Hz	-21	-7	-7
I _N :	1,2 A			1 kHz	-20	-4	-5
n :	3500 min ⁻¹			2 kHz	-20	-7	-7
C _{400V} :	- μF			4 kHz	-27	-11	-10
t _R :	60 °C			8 kHz	-35	-20	-21



Accessories page 70-73



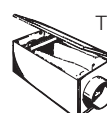
RSV



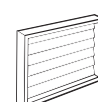
RSD



RVK



TFB-PTC



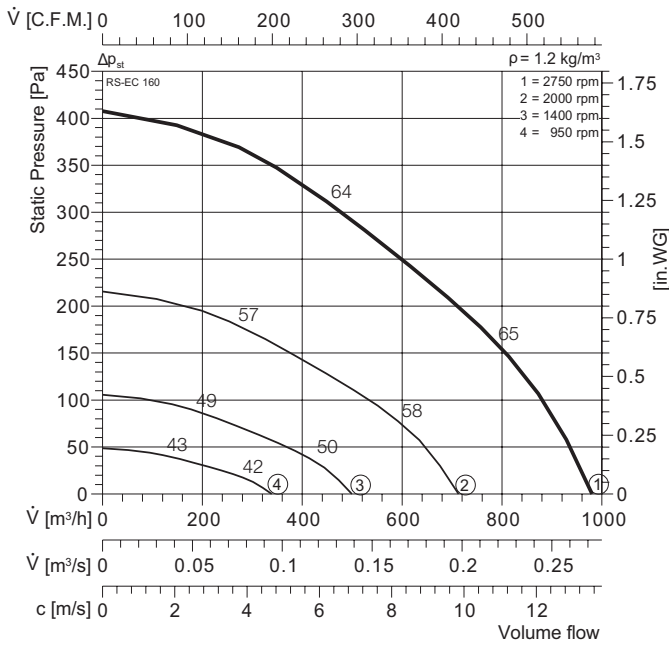
WVK



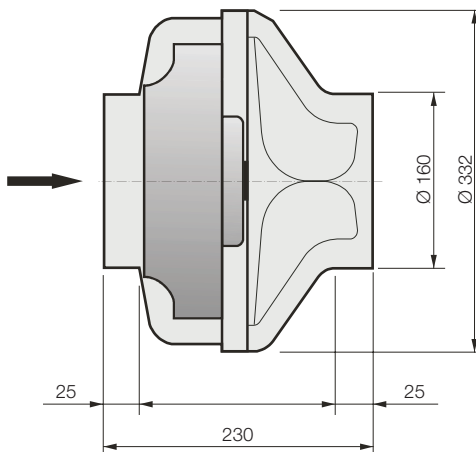
RS-EC



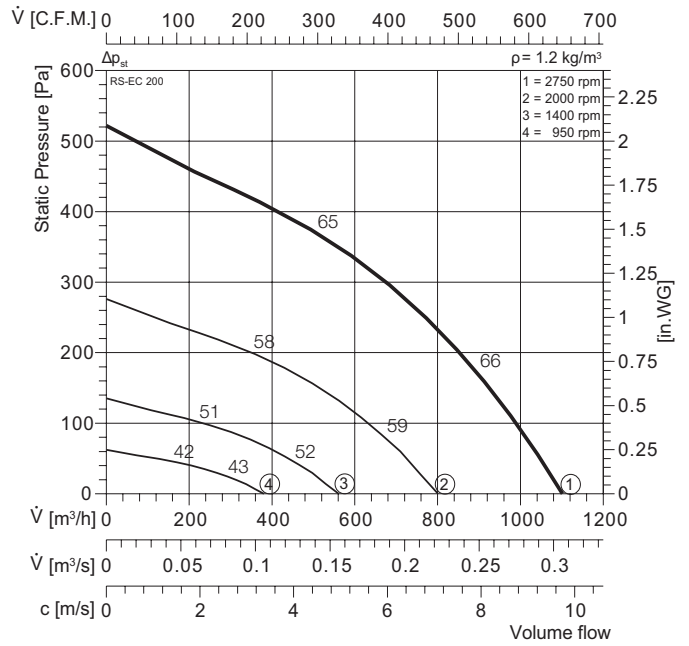
RS-EC 160



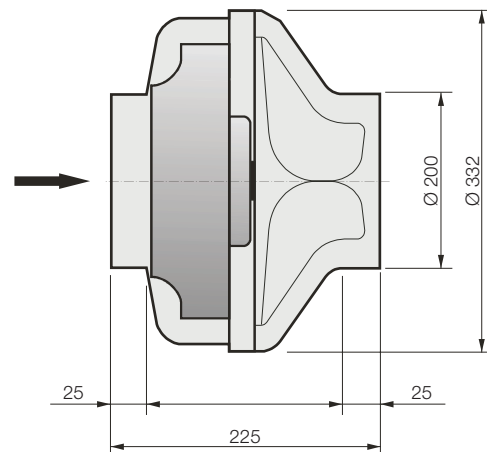
Typ :	RS-EC 160		IP 54	$L_{WA,rel}$	L_{WA2}	L_{WA5}	L_{WA6}
ArtNr :	051206		E15	$L_{WA,tot}$	-13	0	0
	5,0 kg		GS 1	125 Hz	-21	-15	-15
U :	230 V 50/60 Hz		-	250 Hz	-19	-7	-7
P₁ :	0,125 kW		-	500 Hz	-19	-3	-7
I_N :	1,1 A			1 kHz	-20	-4	-5
n :	2750 min ⁻¹			2 kHz	-23	-4	-7
C_{400V} :	- μF			4 kHz	-27	-12	-13
t_R :	60 °C			8 kHz	-36	-20	-22



RS-EC 200



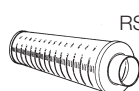
Typ :	RS-EC 200		IP 54	$L_{WA,rel}$	L_{WA2}	L_{WA5}	L_{WA6}
ArtNr :	051256		E15	$L_{WA,tot}$	-17	-1	0
	5,2 kg		GS 1	125 Hz	-35	-15	-14
U :	230 V 50/60 Hz		-	250 Hz	-27	-3	-2
P₁ :	0,120 kW		-	500 Hz	-22	-7	-6
I_N :	1,2 A			1 kHz	-24	-10	-9
n :	2750 min ⁻¹			2 kHz	-25	-16	-15
C_{400V} :	- μF			4 kHz	-29	-23	-22
t_R :	60 °C			8 kHz	-34	-31	-30



Accessories page 70-73



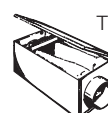
RSV



RSD



RVK

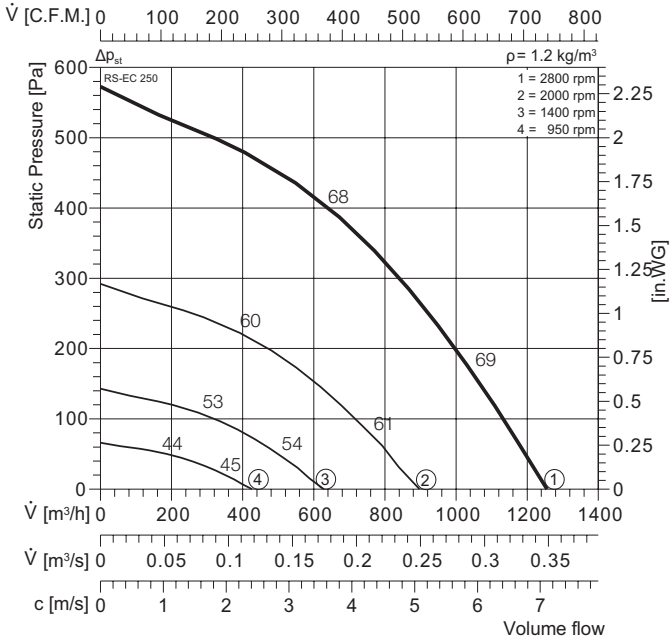


TFB-PTC

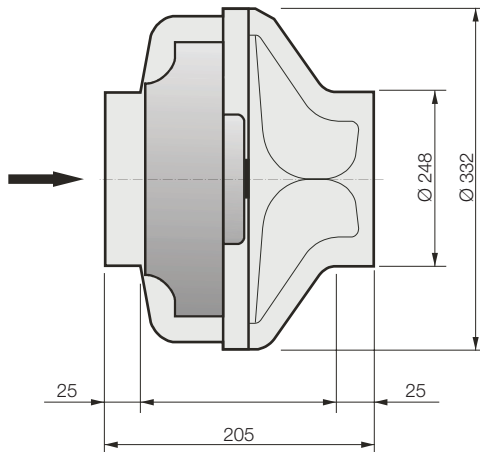


WVK

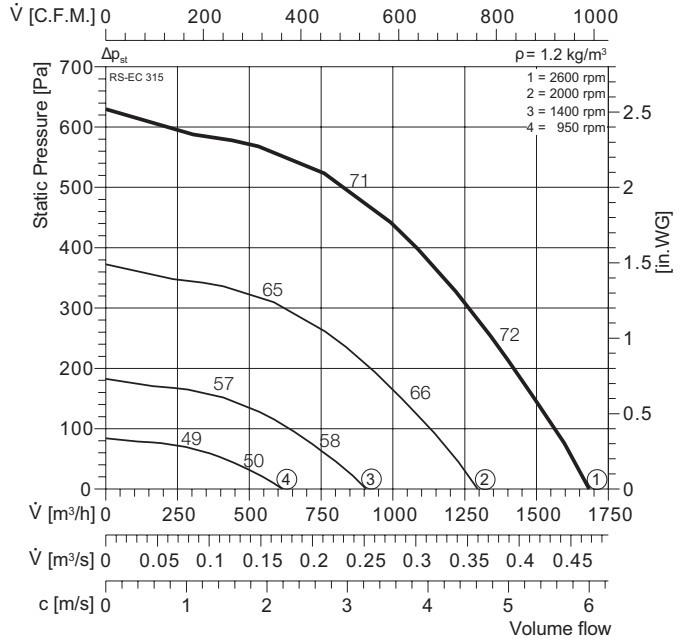
RS-EC 250



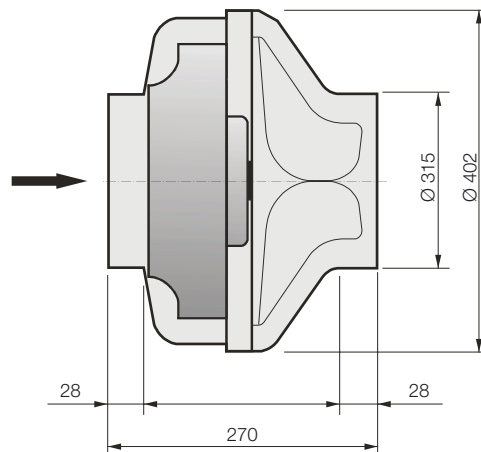
Typ :	RS-EC 250		IP 54	$L_{WA,rel}$ ΔdB	L_{WA2}	L_{WA5}	L_{WA6}
ArtNr :	051306		E15	$L_{WA,tot}$	-14	0	0
	5,5 kg		GS 1	125 Hz	-27	-15	-16
U :	230 V 50/60 Hz		-	250 Hz	-21	-10	-8
P_1 :	0,19 kW		-	500 Hz	-21	-7	-7
I_N :	1,65 A			1 kHz	-20	-4	-5
n :	2800 min ⁻¹			2 kHz	-20	-7	-7
C_{400V} :	- μF			4 kHz	-27	-11	-10
t_R :	60 °C			8 kHz	-35	-20	-21



RS-EC 315



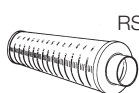
Typ :	RS-EC 315		IP54	$L_{WA,rel}$ ΔdB	L_{WA2}	L_{WA5}	L_{WA6}
ArtNr :	051356		E15	$L_{WA,tot}$	-20	-1	0
	6,5 kg		GS 1	125 Hz	-28	-13	-12
U :	230 V 50/60 Hz		-	250 Hz	-31	-5	-4
P_1 :	0,23 kW		-	500 Hz	-27	-6	-5
I_N :	2,1 A			1 kHz	-27	-13	-12
n :	2600 min ⁻¹			2 kHz	-26	-10	-9
C_{400V} :	- μF			4 kHz	-31	-21	-20
t_R :	60 °C			8 kHz	-37	-27	-26



Accessories page 70-73



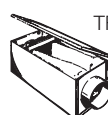
RSV



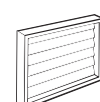
RSD



RVK



TFB-PTC

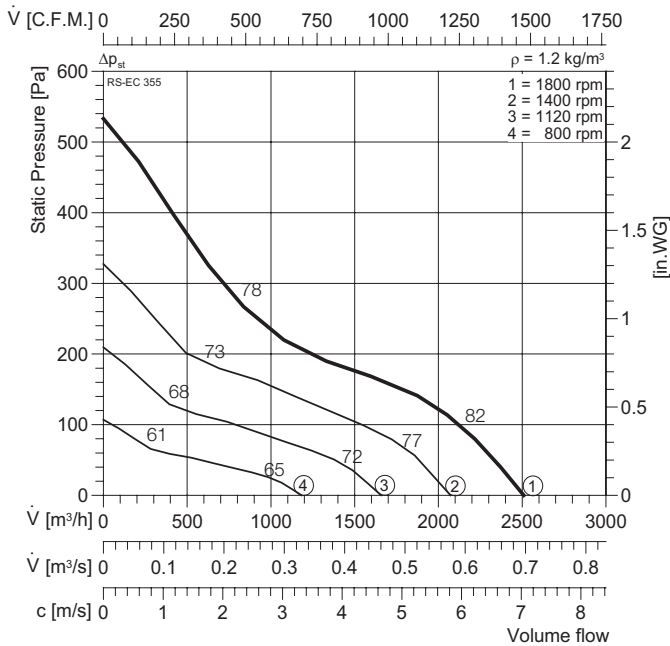


WVK

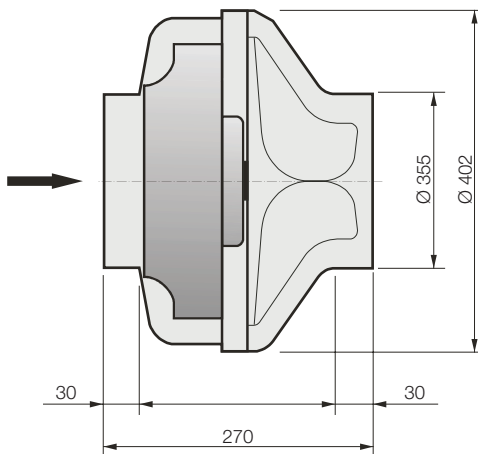


RS-EC

RS-EC 355



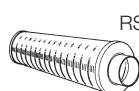
Typ :	RS-EC 355		IP54	$L_{WA,rel}$ ΔdB	L_{WA2}	L_{WA5}	L_{WA6}
ArtNr :	-		E15	$L_{WA,tot}$	-11	0	0
m :	14,2 kg		GS 1	125 Hz	-30	-7	-19
U :	230 V 50/60 Hz		-	250 Hz	-20	-5	-16
P₁ :	0,32 kW		-	500 Hz	-19	-6	-7
I_N :	1,4 A			1 kHz	-15	-6	-4
n :	1800 min ⁻¹			2 kHz	-18	-11	-6
C_{400V} :	- μF			4 kHz	-21	-13	-10
t_R :	60 °C			8 kHz	-36	-21	-16



Accessories page 70-73



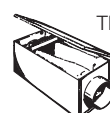
RSV



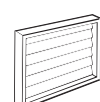
RSD



RVK



TFB-PTC



WVK

Sales Network

Deutschland

Wolter GmbH.
Maschinen-und Apparatebau KG.
DE-76316 Malsch
T +49 (0) 72 04 / 92 01 0
F +49 (0) 72 04 / 92 01 11
info@wolter.eu

Europe

Denmark:

L.ØLAND VENTILATION A/S
DK-2605 Brøndby
T +45 (0) 70 / 20 19 11
salg@airforce.dk

Netherlands:

DE WIT Ventilatoren BV
NL-3821 CG Amersfoort
T +31 (0) 33 / 76 00 240
info@dewitventilatoren.nl

Sweden:

Nordisk Ventilator AB
SE-142 50 Skogås
T +46 (0) 8 / 72 70 250
se@nordiskventilator.se

Switzerland:

Anson AG Zürich
CH-8055 Zürich
T +41 (0) 44 / 46 11 111
F +41 (0) 44 / 46 13 111
info@anson.ch

OZ Tech SA

CH-1122 Romanel-sur-Morges
T +41 (0) 76 / 41 11 572
info@oztech.ch

United Kingdom:

Wolter (UK) Ltd.
GB-Leicestershire LE65 1AL
T +44 (0) 15 30 / 41 24 73
info@wolteruk.com

Middle East

UAE, Saudi Arabia, Qatar, Lebanon:

Please contact Wolter head office

Wolter GmbH.

Maschinen-und Apparatebau KG.
DE-76316 Malsch
T +49 (0) 72 04 / 92 01 0
F +49 (0) 72 04 / 92 01 11
info@wolter.eu

Asia

China:

Guangdong Wolter Chemco Ventilation Ltd.
Boluo, Huizhou, Guangdong

Dongguan Wolter Chemco Ventilation Ltd.

Shipai, Dongguan, Guangdong
T +86 (0) 769 / 8655 7298
F +86 (0) 769 / 8655 7278
info@wolter.com.hk

Taizhou Wolter Ventilation Co. Ltd.

Hengjie, Luqiao District,
Taizhou, Zhejiang
T +86 (0) 576 / 26 22 666 (26 52 888)
F +86 (0) 576 / 26 56 830

China - Hong Kong, Macau:

Wolter Asia Ltd
Kowloon, Hong Kong
T +852 (0) 2456 0198
F +852 (0) 2456 0290
info@wolter.com.hk

China - Taiwan:

Waxlink International Co., Ltd.
8F-2 No.218 Roosevelt Rd.,
Sec.6, Taipei, Taiwan
T +886 (0) 2 / 8932 1196
F +886 (0) 2 / 8932 1197
waxlink@mail.waxlinktw.com

India:

Wolter Ventilators India Pvt. Ltd.
867 D, Block-A, Sushant Lok, Phase-I,
Gurgaon - 122009 (Haryana)
T +91 (0) 124 2577797, 4261001-3
sales@wolterindia.in

Korea:

Kaceco-Wolter
14-1, Dang-dong, Gunpo-shi,
Gyeonggi-do
T +(82) 0 31 / 4773 104
F +(82) 0 31 / 4773 132
wolter@kaceco.com
info@kaceco.com

Malaysia:

Vibrantech (M) Sdn Bhd.
47200 Petaling Jaya Selangor
T +603 (0) 7847 3500
F +603 (0) 7847 3380
sales@vibrantech-sb.com

Singapore:

Wolter Pte. Ltd.
SG-569738 Singapore
T +65 (0) 63 / 52 95 48
F +65 (0) 63 / 52 95 47
info@wolterfans.com.sg

Thailand:

Wolter Ventilation Co., Ltd.
Thamai Kratumban Samutsakorn
741 10 Thailand
T +66 (0) 84 555 2936
kongsakol@wolterfan.com

Australia

The Sydney Fan Company.
NSW 2147, Sydney, Australia
T +61 (0) 2 / 9624 4000
F +61 (0) 2 / 9624 4100
sales@thesydneyfancompany.com

Wolter GmbH Maschinen-und Apparatebau KG

Am Wasen 11
DE-76316 Malsch / Germany
T +49 (0) 72 04 / 92 01 0
F +49 (0) 72 04 / 92 01 11
www.wolter.eu
info@wolter.eu

